

## TUNG-SOL

## TWIN DIODE HIGH VACUUM RECTIFIER

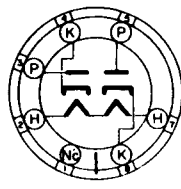
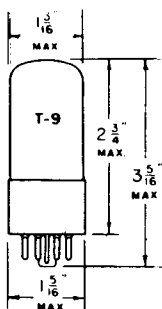
## VOLTAGE DOUBLER

UNIPOTENTIAL CATHODES

HEATER

25 VOLTS 0.3 AMPERE  
AC OR DC

GLASS BULB

G-7Qa  
BOTTOM VIEW

INTERMEDIATE 7 PIN OCTAL BASE

THE TUNG-SOL 25Z6GT/G IS DESIGNED PRIMARILY FOR SERVICE AS A POWER RECTIFIER IN AC - DC RECEIVERS. TWO SEPARATE RECTIFIER SECTIONS PERMIT USING THE TUBE AS A VOLTAGE DOUBLER, FULL WAVE RECTIFIER OR HALF WAVE RECTIFIER. FOR HALF-WAVE OPERATION THE TWO SECTIONS MAY BE OPERATED SEPARATELY, OR IN PARALLEL TO REDUCE TUBE DROP. ITS RATINGS AND ELECTRICAL CHARACTERISTICS ARE IDENTICAL TO THOSE OF THE 25Z5 AND 25Z6.

## RATINGS

MAXIMUM AC PLATE VOLTAGE (RMS)	235	VOLTS
MAXIMUM DC HEATER TO CATHODE POTENTIAL	350	VOLTS
MAXIMUM PEAK INVERSE VOLTAGE	700	VOLTS
MAXIMUM STEADY-STATE PEAK PLATE CURRENT PER PLATE	450	MA.
TUBE VOLTAGE DROP	22	VOLTS
AT 150 MA. PER PLATE		

## TYPICAL OPERATING CONDITIONS AND CHARACTERISTICS

## VOLTAGE DOUBLER

	HALF WAVE	FULL WAVE	
AC VOLTAGE PER PLATE (RMS) MAX.	117	117	VOLTS
DC OUTPUT CURRENT MAX.	75	75	MA.
TOTAL EFFECTIVE PLATE SUPPLY IMPEDANCE PER PLATE MIN. <sup>A</sup>	30	15	OHMS

NOTE: THIS DOUBLE-BRANDED TUBE, 25Z6GT/G, REPLACES EITHER THE 25Z6G OR THE 25Z6GT.

<sup>A</sup> WHEN FILTER CONDENSERS LARGER THAN 40  $\mu$ FDS ARE USED, IT MAY BE NECESSARY TO ADD ADDITIONAL PLATE SUPPLY IMPEDANCE.

FOR "INTERPRETATION OF RATINGS" REFER TO FRONT OF BOOK.

CONTINUED NEXT PAGE

# 25Z6GT/G

## TUNG-SOL

### HALF-WAVE RECTIFIER

AC VOLTAGE PER PLATE (RMS)	117	150	235 <sup>MAX.</sup>	VOLTS
DC OUTPUT CURRENT PER PLATE <sup>MAX.</sup>	75	75	75	MA.
TOTAL EFFECTIVE PLATE SUPPLY IMPEDANCE PER PLATE <sup>MIN.A</sup>	15	40	100	OHMS

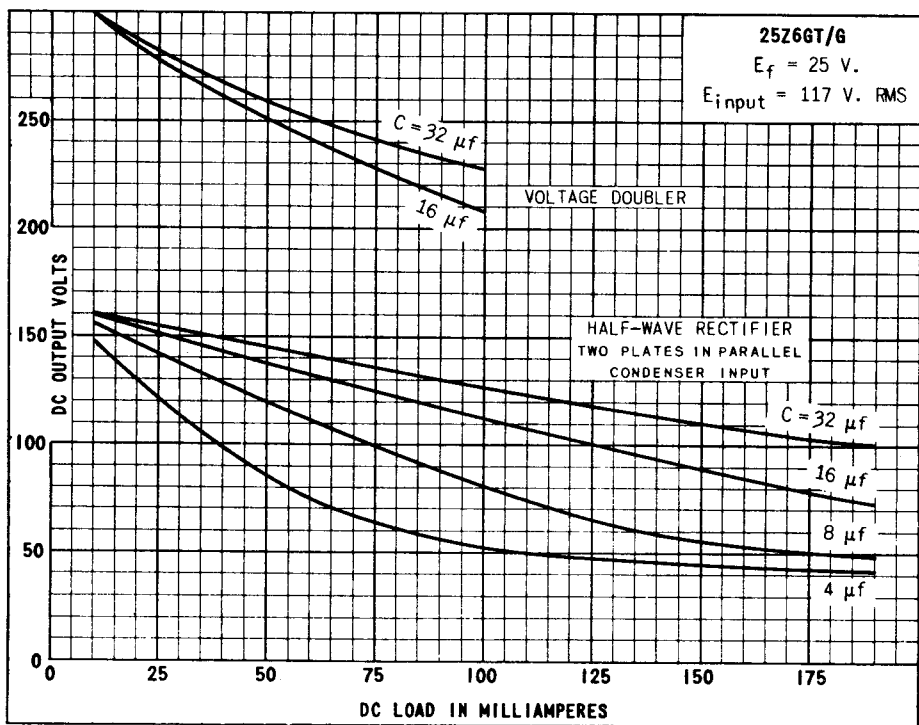
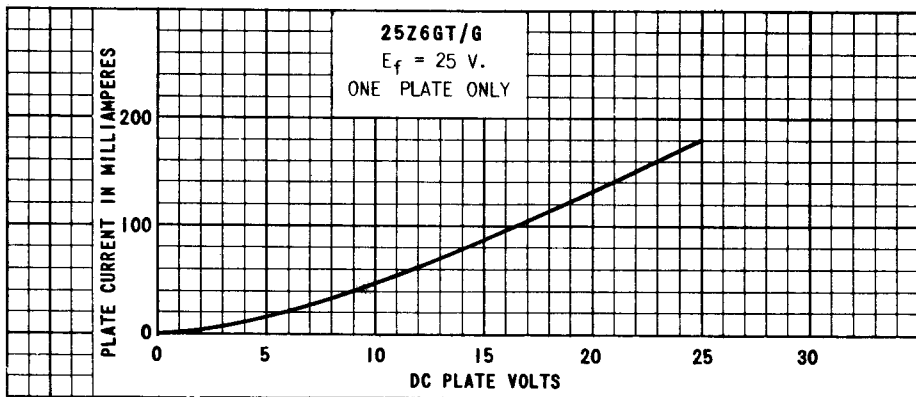


PLATE  
931-N